

University of Georgia Sports Medicine Emergency Action Plan

Revised 10/19/01

Introduction

Emergency situations may arise at anytime during athletic events. Expedient action must be taken in order to provide the best possible care to the sport participant of emergency and/or life threatening conditions. The development and implementation of an emergency plan will help ensure that the best care will be provided.

As emergencies may occur at anytime and during any activity, the athletic association must be prepared. Athletic organizations have a duty to develop an emergency plan that may be implemented immediately when necessary and to provide appropriate standards of emergency care to all sports participants. As athletic injuries may occur at any time and during any activity, the sports medicine team must be prepared. This preparation involves formulation of an emergency plan, proper coverage of events, maintenance of appropriate emergency equipment and supplies, utilization of appropriate emergency medical personnel, and continuing education in the area of emergency medicine and planning. Hopefully, through careful pre-participation physical screenings, adequate medical coverage, safe practice and training techniques and other safety avenues, some potential emergencies may be averted. However, accidents and injuries are inherent with sports participation, and proper preparation on the part of the sports medicine team should enable each emergency situation to be managed appropriately.

Components of the Emergency Plan

These are the basic components of this plan:

1. emergency personnel
2. emergency communication
3. emergency equipment
4. roles of first responder
5. venue directions with map
6. emergency action plan checklist for non-medical emergency

Emergency Plan Personnel

With athletic association practice and competition, the first responder to an emergency situation is typically a member of the sports medicine staff, most commonly a certified athletic trainer. A team physician may not always be present at every organized practice or competition. The type and degree of sports medicine coverage for an athletic event may vary widely, based on such factors as the sport or activity, the setting, and the type of training or competition. The first responder in some instances may be a coach or other institutional personnel. Certification in cardiopulmonary resuscitation (CPR), first aid, prevention of disease transmission, and emergency plan review is required for all athletics personnel associated with practices, competitions, skills instruction, and strength and conditioning. Copies of training certificates and/or cards are maintained in the athletic training facility.

The development of an emergency plan cannot be complete without the formation of an emergency team. The emergency team may consist of a number of healthcare providers including physicians, emergency medical technicians, certified athletic trainers; student athletic trainers; coaches; managers; and, possibly, bystanders. Roles of these individuals within the emergency team may vary depending on various factors such as the number of members of the team, the athletic venue itself, or the preference of the head athletic trainer. There are four basic roles within the emergency team. The first and most important role is establishing safety of the scene and immediate care of the athlete. Acute care in an emergency situation should be provided by the most qualified individual on the scene. Individuals with lower credentials should yield to those with more appropriate training. The second role, EMS activation, may be necessary in situations where emergency transportation is not already present at the sporting event. This should be done as soon as the situation is deemed an emergency or a life-threatening event. Time is the most critical factor under emergency conditions. Activating the EMS system may be done by anyone on the team. However, the person chosen for this duty should be someone who is calm under pressure and who communicates well over the telephone. This person should also be familiar with the location and address of the sporting event. The third role, equipment retrieval may be done by anyone on the emergency team who is familiar with the types and location of the specific equipment needed. Student athletic trainers, managers, and coaches are good choices for this role. The fourth role of the emergency team is that of directing EMS to the scene. One member of the team should be responsible for meeting emergency medical personnel as they arrive at the site of the emergency. Depending on ease of access, this person should have keys to any locked

gates or doors that may slow the arrival of medical personnel. A student athletic trainer, manager, or coach may be appropriate for this role.

Roles within the Emergency Team	
1.	Establish scene safety and immediate care of the athlete
2.	Activation of the Emergency Medical System
3.	Emergency equipment retrieval
4.	Direction of EMS to scene

Activating the EMS System
Making the Call: <ul style="list-style-type: none">· 9-911 (if available)· notify campus police at 542-2200· telephone numbers for local police, fire department, and ambulance service
Providing Information: <ul style="list-style-type: none">· name, address, telephone number of caller· nature of emergency, whether medical or non-medical *· number of athletes· condition of athlete(s)· first aid treatment initiated by first responder· specific directions as needed to locate the emergency scene ("come to south entrance of coliseum")· other information as requested by dispatcher
<i>* if non-medical, refer to the specific checklist of the emergency action plan</i>

When forming the emergency team, it is important to adapt the team to each situation or sport. It may also be advantageous to have more than one individual assigned to each role. This allows the emergency team to function even though certain members may not always be present.

Emergency Communication

Communication is the key to quick emergency response. Athletic trainers and emergency medical personnel must work together to provide the best emergency response capability and should have contact information such as telephone tree established as a part of pre-planning for emergency situations. Communication prior to the event is a good way to establish boundaries and to build rapport between both groups of professionals. If emergency medical transportation is not available on site during a particular sporting event then direct communication with the emergency medical system at the time of injury or illness is necessary.

Access to a working telephone or other telecommunications device, whether fixed or mobile, should be assured. The communications system should be checked prior to each practice or competition to ensure proper working order. A back-up communication plan should be in effect should there be failure of the primary communication system. The most common method of communication is a public telephone. However, a cellular phone is preferred if available. At any athletic venue, whether home or away, it is important to know the location of a workable telephone. Pre-arranged access to the phone should be established if it is not easily accessible.

Emergency Equipment

All necessary emergency equipment should be at the site and quickly accessible. Personnel should be familiar with the function and operation of each type of emergency equipment. Equipment should be in good operating condition, and personnel must be trained in advance to use it properly. Emergency equipment should be checked on a regular basis and use rehearsed by emergency personnel. The emergency equipment available should be appropriate for the level of training for the emergency medical providers. Creating an equipment inspection log book for continued inspection is strongly recommended. It is recommended that a few members of the emergency team be trained and responsible for the care of the equipment.

It is important to know the proper way to care for and store the equipment as well. Equipment should be stored in a clean and environmentally controlled area. It should be readily available when emergency situations arise

Medical Emergency Transportation

Emphasis is placed at having an ambulance on site at high risk sporting events. EMS response time is additionally factored in when determining on site ambulance coverage. The athletic association coordinates on site ambulances for competition in football, soccer, gymnastics, and mens and women’s basketball. Ambulances may be coordinated on site for other special events/sports, such as major tournaments or SEC/NCAA regional or championship events. Consideration is given to the capabilities of transportation service available (i.e., Basic Life Support or Advanced Life Support) and the equipment and level of trained personnel on board the ambulance. In the event that an ambulance is on site, there should be a designated location with rapid access to the site and a cleared route for entering/exiting the venue. From 12 pm to 12 am St.Mary’s Hospital typically provides a service of stationing an ambulance in the Stegeman Coliseum Base Station. In the event of an emergency, the 911 system (9-911 on campus) will still be utilized for activating emergency transport.

In the medical emergency evaluation, the primary survey assists the emergency care provider in identifying emergencies requiring critical intervention and in determining transport decisions. In an emergency situation, the athlete should be transported by ambulance, where the necessary staff and equipment is available to deliver appropriate care. Emergency care providers should refrain from transporting unstable athletes in inappropriate vehicles. Care must be taken to ensure that the activity areas are supervised should the emergency care provider leave the site in transporting the athlete. Any emergency situations where there is impairment in level of consciousness (LOC), airway, breathing, or circulation (ABC) or there is neurovascular compromise should be considered a “load and go” situation and emphasis placed on rapid evaluation, treatment and transportation. In order to provide the best possible care for Georgia Athletics, transportation to one of the utilized medical facilities is based upon the strengths of each facility. All cardiac and vascular emergencies are to be transported to Athens Regional Medical Center, and all other types of injuries are to be transported to St. Mary’s Hospital.

Non-Medical Emergencies

For the following non-medical emergencies: fire, bomb threats, severe weather and violent or criminal behavior, refer to the laminated emergency action plan checklist and follow the instructions. UGA Public Safety, Athens-Clarke County Fire Department, Athens Regional Medical Center, and St. Mary’s Hospital should be on standby at high risk sporting events.

Conclusion

The importance of being properly prepared when athletic emergencies arise cannot be stressed enough. An athlete’s survival may hinge on how well trained and prepared athletic healthcare providers are. It is prudent to invest athletic department “ownership” in the emergency plan by involving the athletic administration and sport coaches as well as sports medicine personnel. The emergency plan should be reviewed at least once a year with all athletic personnel, along with CPR and first aid refresher training. Through development and implementation of the emergency plan, the athletic association helps ensure that the athlete will have the best care provided when an emergency situation does arise.

Approved by _____ Date
Medical Director

Approved by _____ Date
Director of Sports Medicine

Emergency Plan: Spec Towns Track & Field Stadium Venue

Emergency Personnel: certified athletic trainer and student athletic trainer(s) on site for practice and competition; additional sports medicine staff accessible from Butts-Mehre athletic training facility (adjacent to track) and Stegeman Coliseum athletic training facility (across street from track)

Emergency Communication: fixed telephone line under practice shed (542-8962); certified athletic trainer carries cellular telephone (Harris Patel 706-296-2820); additional fixed telephone lines accessible from Butts-Mehre athletic training facility adjacent to track (542-9060 and 542-7900)

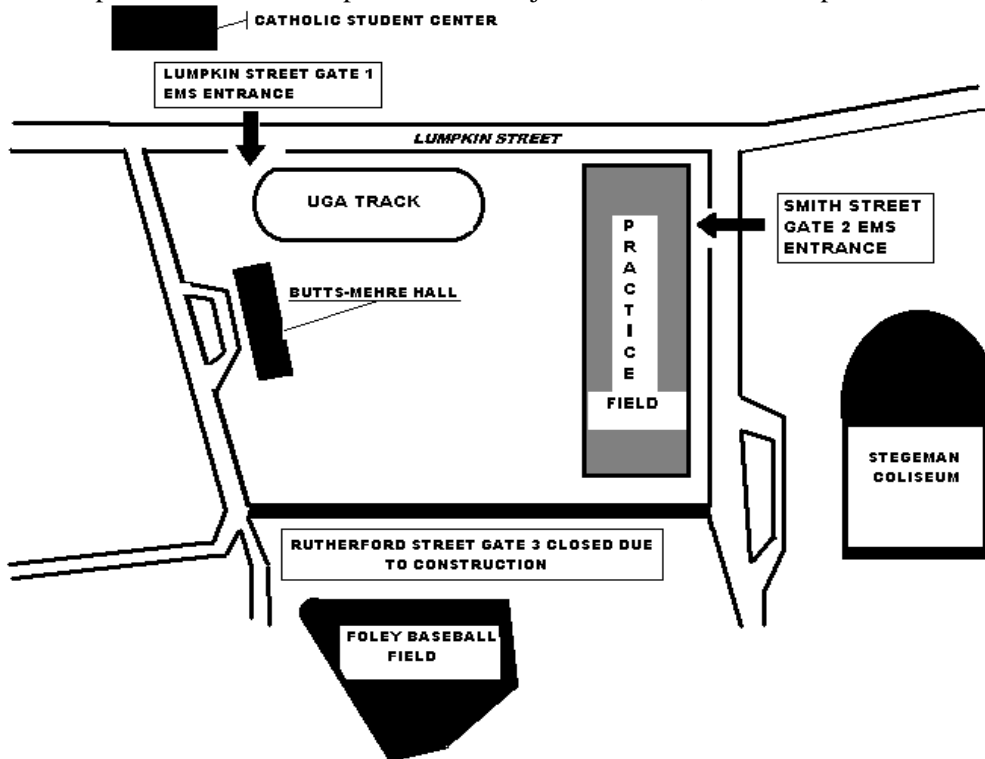
Emergency Equipment: supplies maintained under practice shed; additional emergency equipment (AED, trauma kit, splint kit, spine board) accessible from Butts-Mehre athletic training facility adjacent to track

Roles of First Responders

1. Immediate care of the injured or ill student-athlete
2. Activation of emergency medical system (EMS)
 - a. 9-911 call (provide name, address, telephone number; number of individuals injured; condition of injured; first aid treatment; specific directions; other information as requested)
 - b. notify campus police at 542-2200
3. Emergency equipment retrieval
4. Direction of EMS to scene
 - a. open appropriate gates
 - b. designate individual to “flag down” EMS and direct to scene
 - c. scene control: limit scene to first aid providers and move bystanders away from area

Venue Directions: Track and field stadium is located on Lumpkin Street (cross street Pinecrest) adjacent to Butts-Mehre Hall. Due to construction only two gates provide access to track:

1. Lumpkin Street (most direct route): directly across from Catholic Student Center
2. Smith Street: opens to artificial turf practice field adjacent to track; accesses practice field drive to track



Venue Map

Emergency Plan: Butts-Mehre Hall and Football Practice Fields

Emergency Personnel:

Butts-Mehre Hall: certified athletic trainers, student athletic trainers, and physician (limited basis) on site in athletic training facility, located on 1st floor

Football practice fields: certified athletic trainers and student athletic trainers on site for practice and workouts

Emergency Communication:

Butts-Mehre Hall: fixed telephone lines in Butts-Mehre athletic training facility adjacent to practice fields (542-9060 and 542-7900)

Football practice fields: certified athletic trainer carries cellular telephone (Ron Courson 706-255-7690; Jeff Tanner 706-255-7688; Lenny Navitskis 706-202-2251); fixed telephone line under practice shed (542-8962); additional fixed telephone lines accessible from Butts-Mehre athletic training facility adjacent to practice fields (542-9060 and 542-7900)

Emergency Equipment:

Butts-Mehre Hall: emergency equipment (AED, trauma kit, splint kit, Banyan kit, spine board, ProPak vital signs monitor, Medtronic-PhysioControl LifePak 12) located within athletic training facility on 1st floor

Football practice fields: emergency equipment (AED, trauma kit, splint kit, Banyan kit, spine board) maintained on motorized medical cart parked adjacent to practice shed during practice; additional supplies maintained under practice shed; additional emergency equipment accessible from Butts-Mehre athletic training facility adjacent to track

Roles of First Responders

1. Immediate care of the injured or ill student-athlete
2. Activation of emergency medical system (EMS)
 - a. 9-911 call (provide name, address, telephone number; number of individuals injured; condition of injured; first aid treatment; specific directions; other information as requested)
 - b. notify campus police at 542-2200
3. Emergency equipment retrieval
4. Direction of EMS to scene
 - a. open appropriate gates
 - b. designate individual to “flag down” EMS and direct to scene
 - c. scene control: limit scene to first aid providers and move bystanders away from area

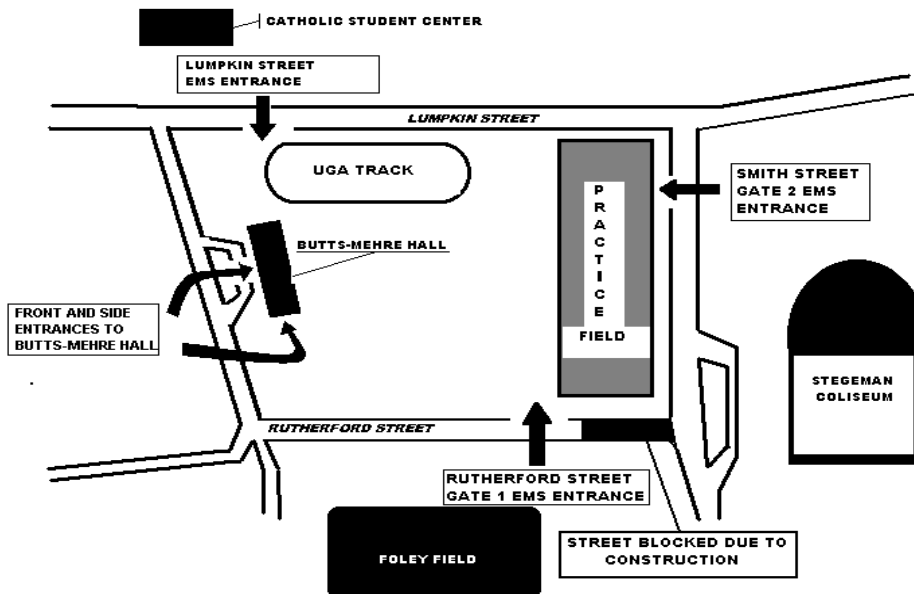
Venue Directions:

Butts-Mehre Hall is located on Pinecrest Street (cross street Lumpkin). Due to construction obstructions only Two entrances provide access to building:

1. Main entrance: front of building on Pinecrest Street (directly across from Barrow Elementary School)
2. Side entrance: from side parking lot (across street from Foley Field baseball stadium)

Football practice fields are located with two fields adjacent to Rutherford Street and two fields adjacent to Smith Street. Two gates provide access to football practice fields:

1. Rutherford Street: opens to both natural and turf fields



2. Smith Street: opens to artificial turf practice field adjacent to track

Emergency Plan: Foley Field Baseball Stadium Venue

Emergency Personnel: certified athletic trainer, Mike Dillon (706) 540-2955 and student athletic

trainer(s) on site for practice and competition; additional sports medicine staff accessible from Butts-Mehre athletic training facility (across street from stadium).

Emergency Communication: fixed telephone line in baseball satellite athletic training room (542-6142)

Emergency Equipment: supplies (AED, trauma kit, splint kit, spine board) maintained in baseball satellite athletic training room; additional emergency equipment accessible from Butts-Mehre athletic training facility across street from stadium (542-9060 and 542-8984)

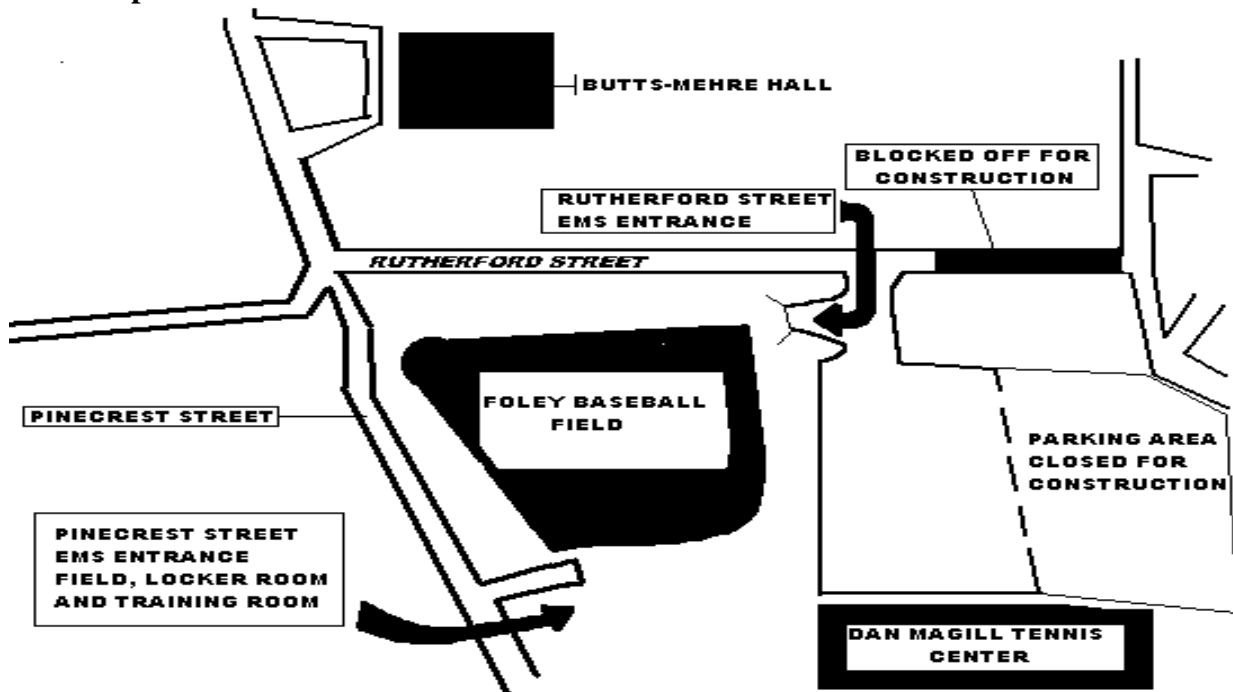
Roles of First Responders

1. Immediate care of the injured or ill student-athlete
2. Activation of emergency medical system (EMS)
 - a. 9-911 call (provide name, address, telephone number; number of individuals injured; condition of injured; first aid treatment; specific directions; other information as requested)
 - b. notify campus police at 542-2200
3. Emergency equipment retrieval
4. Direction of EMS to scene
 - a. open appropriate gates
 - b. designate individual to “flag down” EMS and direct to scene
 - c. scene control: limit scene to first aid providers and move bystanders away from area

Venue Directions: Foley Field baseball stadium is located on corner of Pinecrest Street and Rutherford Street adjacent to Butts-Mehre Hall. Two gates provides access to the stadium:

1. Pinecrest Street (1st base side): drive leads to field as well as rear door of complex (locker room, athletic training room)
2. Rutherford Street (3rd base side): drive leads to the outfield and visitors dugout

Venue Map



Emergency Plan: Sanford Stadium Game Day Venue

Emergency Personnel: certified athletic trainers and student athletic trainers on both home and visiting team

(host coverage as needed) sidelines; MDs (primary care/sports medicine, orthopedic, neurosurgery, internal medicine) and paramedic crew on home sideline; radiological technicians on home sideline with fluoroscope in field level first aid room (SW corner of stadium); ambulance for field of play is positioned inside stadium on ramp via player gate entrance from East Campus Road; paramedics for ambulance positioned on field at SE corner of stadium; additional ambulance located by first aid room in SW corner of stadium; medical cart is available to transport injured athlete from field. Prior to start of contest, certified athletic trainer should meet with EMTs and visiting athletic trainers to review emergency procedures.

Emergency Communication: fixed telephone lines in athletic training rooms off locker rooms:

Home team: 542-7857

Visiting team: 542-7831

Emergency Equipment: emergency equipment (AED, trauma kit, splint kit, Banyan kit, spine board) maintained on home sidelines; additional emergency equipment with paramedic crews on sideline stretcher and in field of play ambulance in SE tunnel

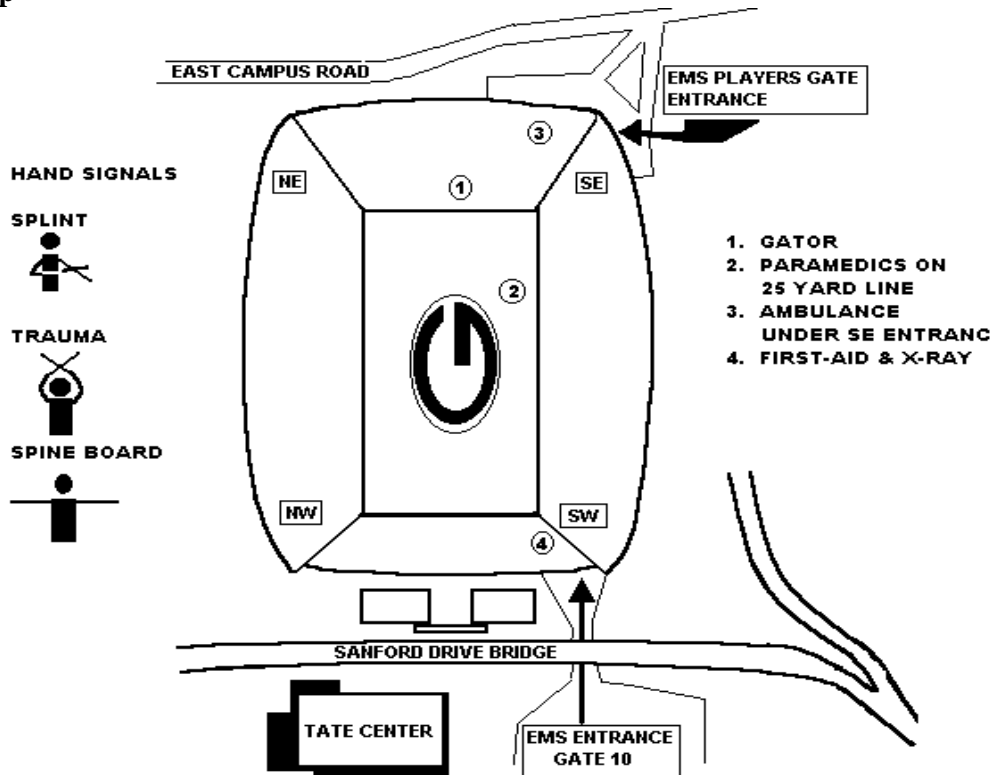
Roles of First Responders

1. Immediate care of the injured or ill student-athlete
2. Emergency equipment retrieval
3. Activation of emergency medical system (EMS)
 - a. signal paramedics on site
 - b. campus police on site will assist in coordinating as necessary
4. Direction of EMS to scene
 - a. open appropriate gates/doors
 - b. designate individual to “flag down” EMS and direct to scene
 - c. scene control: limit scene to first aid providers and move bystanders away from area

Venue Directions: Sanford Stadium is located centrally on campus between East Campus Road and Sanford Drive. Two gates provide access to the field of play:

1. Players Gate off East Campus Road: follow ramp down to field level (SE corner of stadium)
2. Gate 10: enter through parking off off Lumpkin (cross street Baxter) and follow under Sanford Drive bridge to field level (SW corner of stadium: adjacent to field level first aid room)

Venue Map



Emergency Plan: Sanford Stadium (Practice Venue)

Emergency Personnel: certified athletic trainers, student athletic trainers, and team MDs (primary care/sports medicine). Medical cart is available to transport injured athlete from field

Emergency Communication: fixed telephone lines in athletic training rooms off locker rooms: ***On field:*** certified athletic trainer carries cellular telephone (Ron Courson 706-255-7690; Lenny Navitskis 706-202-2251; Jeff Tanner 706-255-7688)

Home team locker room: 542-7857

Visiting team locker room: 542-7831

Emergency Equipment: emergency equipment (AED, trauma kit, splint kit, Banyan kit, spine board) maintained on home sidelines.

Roles of First Responders

4. Immediate care of the injured or ill student-athlete
5. Emergency equipment retrieval
3. Activation of emergency medical system (EMS)
 - c. 9-911 call (provide name, address, telephone number; number of individuals injured; condition of injured; first aid treatment; specific directions; other information as requested)
 - d. notify campus police at 542-2200
4. Direction of EMS to scene
 - d. open appropriate gates/doors
 - e. designate individual to “flag down” EMS and direct to scene
 - f. scene control: limit scene to first aid providers and move bystanders away from area

Venue Directions: Sanford Stadium is located centrally on campus between East Campus Road and Sanford Drive. Two gates provide access to the field of play: Gate 10 will be the primary entrance for EMS during practices.

3. Gate 10: enter through Tate Student Center parking lot off Lumpkin (cross street Baxter) and follow under Sanford Drive bridge to field level (SW corner of stadium: adjacent to field level first aid room)
4. Players Gate off East Campus Road: follow ramp down to field level (SE corner of stadium)

Venue Map

Emergency Plan: Ramsey Center: Gymnastics & Volleyball Venues

Emergency Personnel: certified athletic trainer and student athletic trainer(s) on site for practice and competition; additional sports medicine staff accessible from University Health Center Sports Medicine Department (542-8636).

Emergency Communication: fixed telephone line in Ramsey Center satellite athletic training room (542-4695)

Emergency Equipment: supplies (AED, trauma kit, splint kit, spine board) maintained in Ramsey Center satellite athletic training room

Roles of First Responders

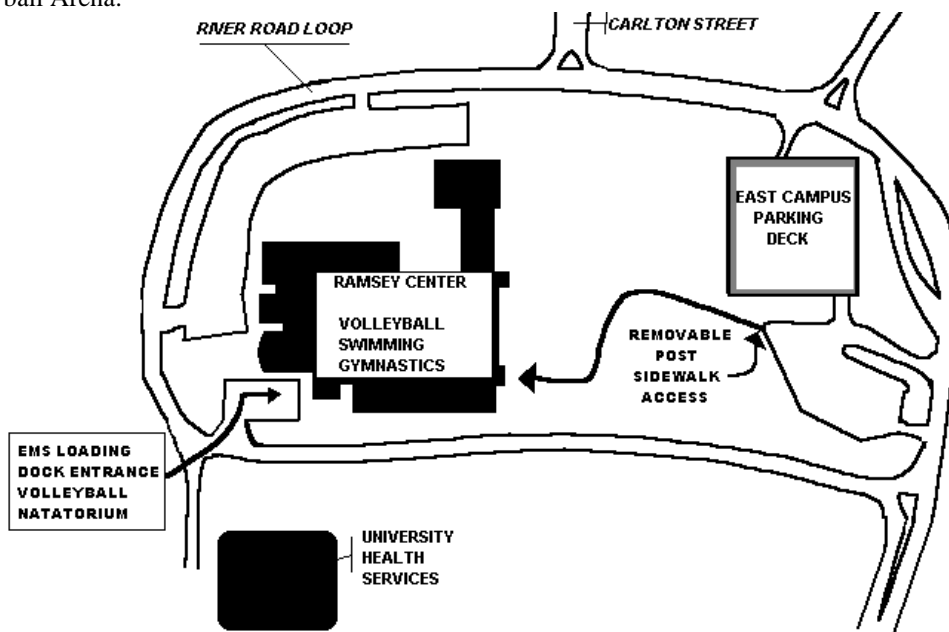
1. Immediate care of the injured or ill student-athlete
2. Activation of emergency medical system (EMS)
 - a. 9-911 call (provide name, address, telephone number; number of individuals injured; condition of injured; first aid treatment; specific directions, including which EMS entrance to turn in off the River Road loop (**Main Entrance** or **Natatorium/Loading Dock**))
 - b. notify Ramsey Center staff at front desk at 542-1454: notify staff that ambulance is in route, which entrance it has been directed to (**Main Entrance** or **Natatorium/Loading Dock**), and where the injured person is located. Rec Sports will send a staff member with a radio to meet the ambulance at the appropriate EMS turn off from the loop, open appropriate traffic gates, and direct EMS personnel to scene.
 - c. notify campus police at 542-2200
3. Emergency equipment retrieval
6. Direction of EMS to scene
 - a. open appropriate gates
 - b. designate individual to “flag down” EMS and direct to scene
 - c. scene control: limit scene to first aid providers and move bystanders away from area

Venue Directions: Ramsey Center is located on River Road, the one-way loop which surrounds the center. Three roads provide access to the River Road loop.

1. College Station Road entrance: across from UGA Intramural Fields, just north of Hwy. 10 loop
2. Carlton Street entrance off East Campus Road
3. River Road, which is continuous with the loop

Ramsey Center has multiple entrances. The following provide the quickest access for the specific venue:

1. **Gymnastics:** take College Station Road entrance to River Road loop. Turn off River Road loop at **EMS Main Entrance** sign. Facility staff members will direct EMS down the sidewalk to Spectator Lobby and the Gymnastics Gym.
2. **Volleyball:** Carlton Street entrance to River Road loop. Turn off River Road Loop at **EMS Natatorium/Loading Dock** sign. Facility staff members will direct EMS to facility entrance adjacent to the loading dock and into the Volleyball Arena.



Venue Map:

Emergency Plan: Ramsey Center: Gabrielson Natatorium Venue

Emergency Personnel: certified athletic trainer and student athletic trainer(s) on site for practice and competition; life guard on deck for practice and competition; additional sports medicine staff accessible from University Health Center Sports Medicine Department (542-8636)

Emergency Communication: fixed telephone line in Ramsey Center satellite athletic training room (542-4695)

Emergency Equipment: supplies (AED, trauma kit, splint kit, spine board) maintained in Ramsey Center satellite athletic training room; spine board on pool deck

Roles of First Responders

1. Immediate care of the injured or ill student-athlete
 - a. lifeguards will execute water rescue for athlete in water; athletic trainers will initiate care as soon as athlete reaches pool deck
2. Activation of emergency medical system (EMS) – Lifeguard will call and flag down EMS 9-911 call (provide name, address, telephone number; number of individuals injured; condition of injured; first aid treatment; specific directions; other information as requested)
 - a. notify Ramsey Center staff at front desk at 542-1454; notify staff that ambulance is in route, which entrance it has been directed to (**Main Entrance** or **Natatorium/Loading Dock**), and where the injured person is located. Rec Sports will send a staff member with a radio to meet the ambulance at the appropriate EMS turn off from the loop, open appropriate traffic gates, and direct EMS personnel to scene.
 - b. notify campus police at 542-2200
3. Emergency equipment retrieval – performed by the either the certified athletic trainer or a SAT
4. Direction of EMS to scene
 - c. open appropriate gates
 - d. designate individual to “flag down” EMS and direct to scene
 - e. scene control: limit scene to first aid providers and move bystanders away from area

Venue Directions: Ramsey Center is located on River Road, the one-way loop that surrounds the center. Three roads provide access to the River Road loop.

1. College Station Road entrance: across from UGA Intramural Fields, just north of Hwy. 10 loop
2. Carlton Street entrance off East Campus Road
3. River Road, which is continuous with the loop

Ramsey Center has multiple entrances. The following provides the quickest access for the Gabrielson Natatorium swimming venue:

1. **Swimming:** Carlton Street entrance to River Road loop. Turn off River Road Loop at **EMS LOADING DOCK** sign. Facility staff members will direct EMS to driveway that leads to the natatorium deck level entrance and into the natatorium. If this entrance is blocked direct EMS to the **EMS WEST** entrance.

Venue Map

Emergency Plan: Stegeman Coliseum Venue: basketball/gymnastics

Emergency Personnel: certified athletic trainer and student athletic trainer(s) on site for practice and competition; additional sports medicine staff accessible from Stegeman Coliseum athletic training facility (542-6521); MD on site for competition; paramedic crew on site for competition: stationed on floor by X seating section; ambulance for positioned outside SE side of Stegeman Coliseum (adjacent to Olympic Gym. As a service of St. Mary's Hospital an ambulance Base Station has been established at the Stegeman Coliseum from the hours of 12 pm to 12 am. In the event of an emergency 911 will still be utilized for activating emergency transport. Prior to start of contest, certified athletic trainer should meet with EMTs and visiting athletic trainers to review emergency procedures.

Emergency Communication: fixed telephone line on basketball court for practice (542-8052)

Emergency Equipment: supplies (AED, trauma kit, splint kit, spine board) maintained in Stegeman Coliseum athletic training facility


Roles of First Responders

1. Immediate care of the injured or ill student-athlete
2. Activation of emergency medical system (EMS)
 - a. 9-911 call (provide name, address, telephone number; number of individuals injured; condition of injured; first aid treatment; specific directions; other information as requested)
 - b. notify campus police at 542-2200
3. Emergency equipment retrieval
4. Direction of EMS to scene
 - a. open appropriate gates
 - b. designate individual to "flag down" EMS and direct to scene
 - c. scene control: limit scene to first aid providers and move bystanders away from area

Venue Directions: Stegeman Coliseum is located between Smith and Carlton Streets, across the street from Butts-Mehre football practice fields. Stegeman Coliseum has multiple entrances. The following provides the quickest access to the court level as well as the athletic training facility:

Court level entrance: follow Smith Street (one-way) around curve past Stegeman Coliseum and Olympic Gym; turn left into drive by horse stable; follow drive around between Stegeman Coliseum and Olympic Gym

Venue Map



Emergency Plan: Women's Soccer/Softball Complex Venues

Emergency Personnel: certified athletic trainer and student athletic trainer(s) on site for practice and competition. Prior to start of contest, certified athletic trainer should meet with EMTs and visiting athletic trainers to review emergency procedures.

Emergency Communication: the certified athletic trainer carries a cellular phone (Rebecca Klinger 706-255-7689); fixed telephone line in

Athletic training room: 369-5964 Soccer Office: 369-5936 Softball Office: 369-5944

Emergency Equipment: supplies (AED, trauma kit, splint kit, spine board) maintained in women's athletic complex satellite athletic training facility. AED is located on wall mount rack in athletic training facility.

When both soccer and softball teams are in practice and/or competition at same time, AED will remain in wall mount rack. When only one team is in practice or competition, the AED will be transported to the field of play.

Roles of First Responders

1. Immediate care of the injured or ill student-athlete
2. Emergency equipment retrieval
3. Activation of emergency medical system (EMS)
 - a. 9-911 call (provide name, address, telephone number; number of individuals injured; condition of injured; first aid treatment; specific directions; other information as requested)
 - b. notify campus police at 542-2200
1. Direction of EMS to scene
 - a. open appropriate gates
 - b. designate individual to "flag down" EMS and direct to scene
 - c. scene control: limit scene to first aid providers and move bystanders away from area

Venue Directions: UGA Women's Soccer/Softball Complex is located on South Milledge (approximately 7/10 mile past Hwy. 441). There is a large UGA billboard at the entrance just past Will Hunter Road. Turn into complex just before billboard. Upon entering complex, turn left just past soccer field: the practice soccer field is on left, the softball field on right, and game soccer field straight ahead.

Venue Map:

Emergency Plan: McWhorter Courts Venue (during construction)

Emergency Personnel: Certified athletic trainer(s) and student athletic trainers on site for practices and competitions; additional sports medicine staff accessible from Stegeman Coliseum athletic training facility (542-6521)

Emergency Communication: fixed telephone lines as follows:

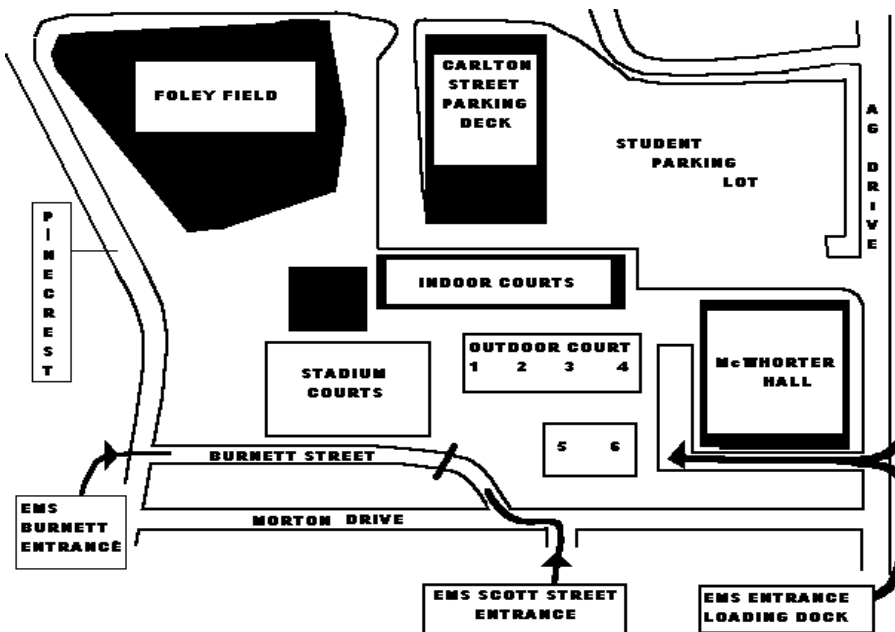
- Outdoor tennis clubhouse 542-1622
- Training Room 542-6426
- Coach Diaz office 542-8066 or 542-9348
- Coach Wallace office 542-5090

Emergency Equipment: supplies (AED, trauma kit, splint kit, spine board) maintained in Stegeman Coliseum athletic training facility

Roles of First Responders

1. Immediate care of the injured or ill student-athlete
2. Activation of emergency medical system (EMS)
 - a. 9-911 call (provide name, address, telephone number; number of individuals injured; condition of injured; first aid treatment; specific directions; other information as requested)
 - b. notify campus police at 542-2200
3. Emergency equipment retrieval
4. Direction of EMS to scene
 - a. open appropriate gates (punch code to McWhorter Courts gate: (531)
 - b. designate individual to “flag down” EMS and direct to scene
 - c. scene control: limit scene to first aid providers and move bystanders away from area
1. **Venue Directions:** Due to construction the only tennis courts available are the McWhorter courts located behind the indoor tennis facility and beside McWhorter residence hall.
 - a. From Agriculture Dr. turn into the staff parking lot on the side of McWhorter hall. At the loading dock there are gates to courts 1 – 4 and 5 – 6. Members of the sports medicine team will be at the gate to unlock and further direct EMS.
 - b. From Agriculture Dr. turn on Morton Dr. and make the 1st right on to Scott. Gate access to courts 5-6 will be approximately .1 on the right and members of the sports medicine team will be at the gate to unlock and further direct EMS.
 - c. From Pinecrest turn left on Burnett St. Go approximately .3 miles and gate access to courts 5-6 will be on the left. Members of the sports medicine team will unlock gate and further direct EMS.

Venue Map



Emergency Plan: Dan Magill Tennis Complex Venue

Emergency Personnel: Certified athletic trainer(s) on site for practice and competition; additional sports medicine staff accessible from Stegeman Coliseum athletic training facility (542-6521)

Emergency Communication: fixed telephone lines as follows:

Outdoor tennis clubhouse 542-1622
Indoor tennis clubhouse 542-4584
Coach Diaz office 542-8066 or 542-9348
Coach Wallace office 542-5090
Training Room 542-6426

Emergency Equipment: supplies (AED, trauma kit, splint kit, spine board) maintained in Stegeman Coliseum athletic training facility

Roles of First Responders

2. Immediate care of the injured or ill student-athlete
2. Activation of emergency medical system (EMS)
 - c. 9-911 call (provide name, address, telephone number; number of individuals injured; condition of injured; first aid treatment; specific directions; other information as requested)
 - d. notify campus police at 542-2200
3. Emergency equipment retrieval
4. Direction of EMS to scene
 - d. open appropriate gates (punch code to McWhorter Courts gate: 531)
 - e. designate individual to “flag down” EMS and direct to scene
 - f. scene control: limit scene to first aid providers and move bystanders away from area

Venue Directions: Dan Magill Tennis Complex is located in the Stegeman Coliseum parking area between Foley Baseball Field and McWhorter Hall. Due to construction the parking area is accessed by only one road:

1. **Rutherford Street** (enter from **PINECREST** cross street)
The Dan Magill Tennis Complex consists of three areas:
2. Tennis stadium (6 courts)
3. Indoor Tennis Center (4 courts)
4. Practice area (6 courts) on hill behind indoor tennis center

Venue Map

Emergency Plan: UGA Cross-Country Racing Venue

Emergency Personnel: certified athletic trainer and student athletic trainer(s) on site for competitions.

Emergency Communication: the certified athletic trainer carries a cellular phone (Harris Patel 706-296-2820); radios may be utilized to facilitate communication over course

Emergency Equipment: supplies (AED, trauma kit, splint kit, spine board) transported to venue each competition from Stegeman Coliseum athletic training facility; golf cart(s) may be utilized to facilitate course coverage

Roles of First Responders

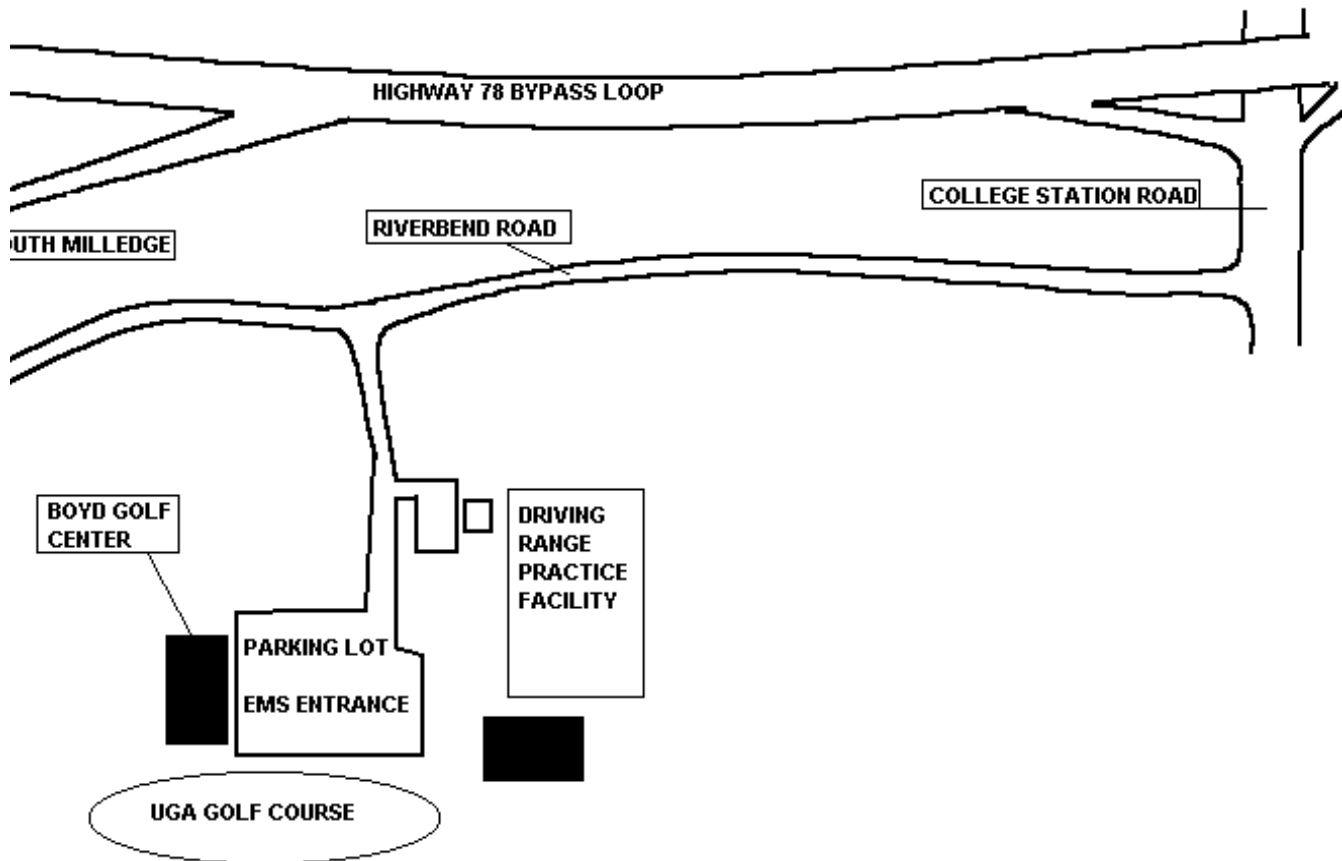
1. Immediate care of the injured or ill student-athlete
2. Activation of emergency medical system (EMS)
 - a. 9-911 call (provide name, address, telephone number; number of individuals injured; condition of injured; first aid treatment; specific directions; other information as requested)
 - b. notify campus police at 542-2200
3. Emergency equipment retrieval
4. Direction of EMS to scene
 - a. open appropriate gates
 - b. designate individual to "flag down" EMS and direct to scene
 - c. scene control: limit scene to first aid providers and move bystanders away from area

Venue Directions: UGA Cross Country home races are currently conducted at the UGA Golf Course located on Riverbend Road off South Milledge:

Follow South Milledge to Riverbend Road (4/10 mile past Hwy. 441)

Turn left on Riverbend Road; UGA Golf Course is 2/10 mile on right

Venue Map



Emergency Plan: UGA Golf Course Venue

Emergency Personnel: UGA golf coach on site for practice and competitions (current first aid/CPR training).

Emergency Communication: fixed telephone line at Boyd Golf Center (369-5932)

Emergency Equipment: first aid kit with limited supplies maintained in Boyd Golf Center

Roles of First Responders

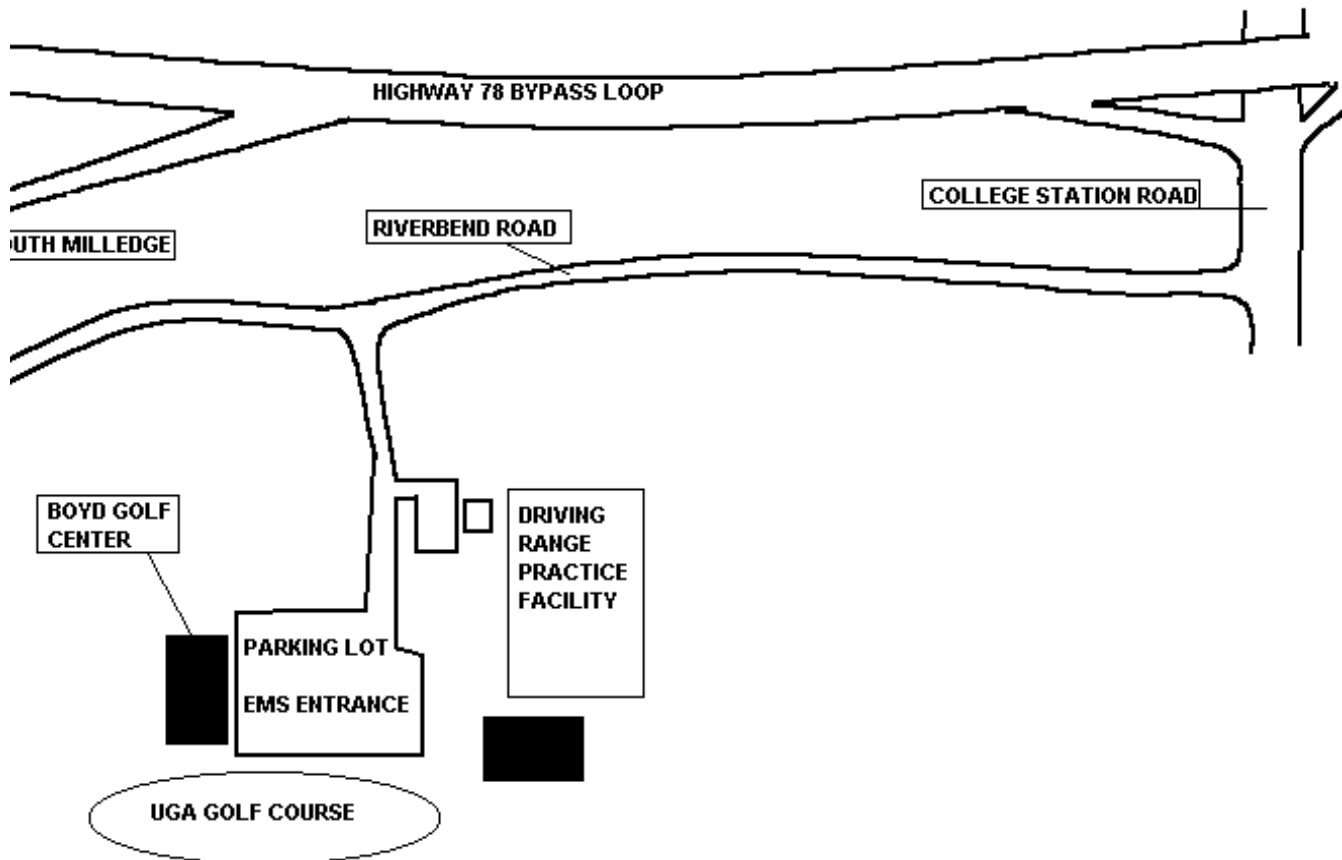
1. Immediate care of the injured or ill student-athlete
2. Activation of emergency medical system (EMS)
 - a. 911 call (provide name, address, telephone number; number of individuals injured; condition of injured; first aid treatment; specific directions; other information as requested)
 - b. notify campus police at 542-2200
3. Emergency equipment retrieval
4. Direction of EMS to scene
 - a. open appropriate gates
 - b. designate individual to "flag down" EMS and direct to scene
 - c. scene control: limit scene to first aid providers and move bystanders away from area

Venue Directions: UGA Golf Course is on Riverbend Road off South Milledge:

Follow South Milledge to Riverbend Road (4/10 mile past Hwy. 441)

Turn left on Riverbend Road; UGA Golf Course is 2/10 mile on right

Venue Map



MEMORANDUM

Date: August 30, 1999

To: Sparky Wilson, EMT-P, Director of EMS, St. Mary's Hospital
Don Cargile, EMT-P, Director of Emergency Services, Athens Regional Medical Center
Chuck Horton, Chief, UGA Public Safety

From: Ron Courson, Director of Sports Medicine

RE: Athletic Venue Emergency Plans

Emergency Plan:

Enclosed along with this memorandum is a copy of the newly revised University of Georgia Sports Medicine Emergency Plan. This plan features specific information for each athletic venue and has been reviewed with all UGA sports medicine staff members as well as coaches and strength and conditioning personnel. Venue specific plans have been posted by telephones at each facility. The plan emphasizes proper communication with both EMS and campus police and provision of specific directions applicable to each venue.

Athletic Practice and Competition Coverage

With the exception of golf, all UGA athletic teams have a member of the UGA sports medicine staff at all practices and competitions. In addition, with competition, St. Mary's EMS will have an ambulance and EMS crew at football (designated field of play), men's and women's basketball, gymnastics, and soccer. Attached is an overview of our sports medicine coverage.

Emergency Training:

All UGA certified athletic trainers are CPR and first aid trained. All UGA student athletic trainers are, at a minimum, CPR trained. In addition, beginning this year, all UGA coaches and strength and conditioning personnel have completed a National Safety Council course in child and adult CPR and first aid. Eleven of the certified athletic trainers with the UGA sports medicine staff are additionally currently taking an EMT-I course through Glenn Henry, EMT-P with Northeast Georgia EMS.

Emergency Equipment:

Basic emergency equipment is on site at each venue as outlined in the emergency plan. All UGA certified athletic trainers and team physicians have received AED training and four PhysioControl Life-Pak 500 AED units are accessible at venues for athletic cardiac emergencies.

Fortunately, athletic emergencies are rare occurrences. However, when they do occur, advance preparation and communication between all members of the emergency team helps effect a better outcome. I hope that sharing this information in advance with EMS providers and campus police will be beneficial. I appreciate the assistance that each of your respective departments provides to the Athletic Association and the sports medicine program.

Cc: Vince Dooley, Director of Athletics
Lewis Gainey, Athletic Director: Event Management